




DROP LID

Tyler No. 6860
 Mueller No. H-10361
 Bibby-Ste-Croix No. B-5160

7.5' Minimum cover required over top of water main.

Provide Valve Stem Risers To Within 6" Of The Surface If The Distance From The Top Nut Of The Valve To The Surface Is Greater Than 8'.




TOP

Tyler No. 6850 26"
 Mueller No. H-10361 26"
 Bibby-Ste-Croix No. VB502 27"

Adjust top to 3/4" below grade. Box to be set to provide 12" of adjustment.

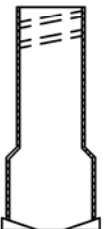
EXTENSION



Tyler
 No. 58 14"
 No. 59 18"
 No. 60 24"
 Mueller
 No. 58 14"
 No. 59 20"
 Bibby-Ste-Croix
 VB520 No. 57 9"
 VB521 No. 58 14"
 VB522 No. 59 20"
 VB523 No. 60 26"

Tyler No. 6850
 Mueller No. H-10357
 Bibby-Ste-Croix B-5001
 Gate valve box, screw type, 3 piece, 5 1/4" shaft, size G box, 7'-6" extended.

Valve and box to be plastic wrapped as per section 2.03a

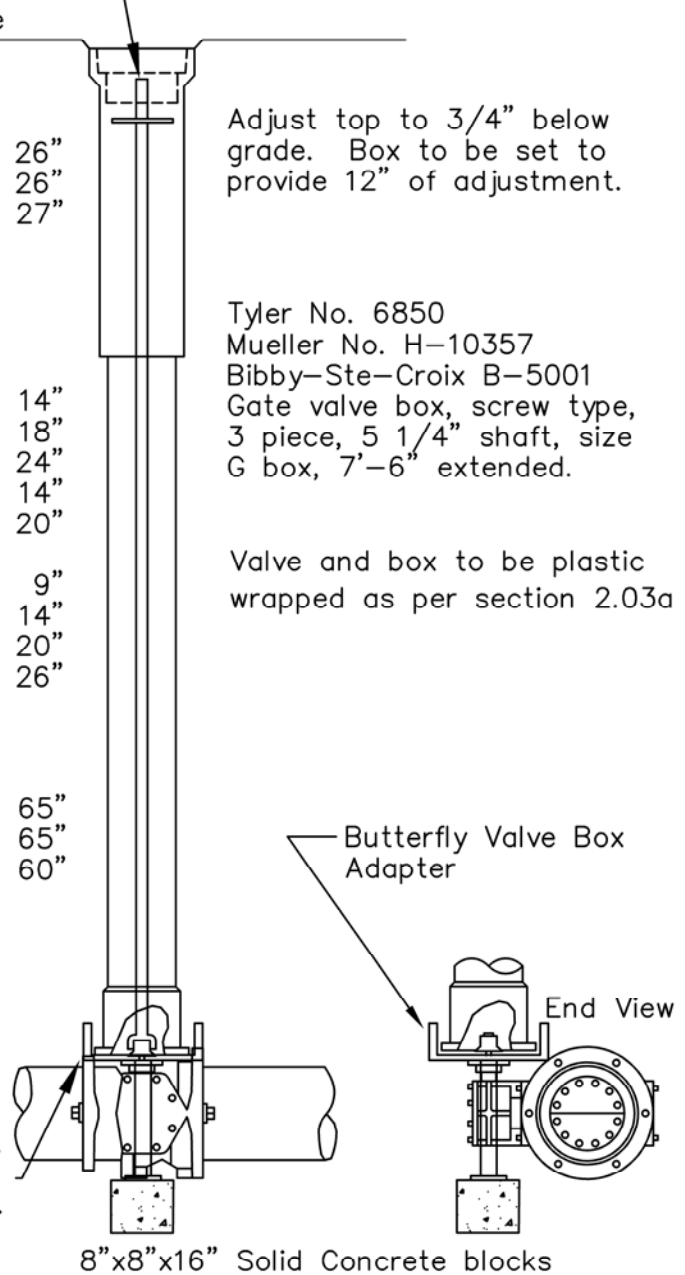


BOTTOM

Tyler No. 6850 65"
 Mueller No. H-10361 65"
 Bibby-Ste-Croix No. VB516 60"

Butterfly Valve Box Adapter

Butterfly Valve (16" or larger)
 Dresser 450, Henry Pratt Groundhog,
 Line Seal III Mueller 150B
 Kennedy, American or approved equal.
 With all stainless steel nuts & bolts.



**CITY OF
 CHANHASSEN**

**TYPICAL BUTTERFLY VALVE
 AND BOX INSTALLATION**

REVISED: 3-16

FILE NAME: G:\ENG\SPCS\1007

ENGINEERING DEPARTMENT

PLATE NO.:

1007